

National Centre For Cell Science
An Autonomous Institute of
Department of Biotechnology, Govt of India

NCCS Complex, Savitribai Phule Pune University Campus, Ganeshkhind,
Pune 411007.

AUDITED STATEMENTS OF ACCOUNT

FOR

F.Y. 2020-2021

AUDITORS

M/S BHIDE & SHAH
CHARTERED ACCOUNTANTS

5th Floor, 1025 Sadashiv Peth, Opp. Shivaji Mandir,
Pune - 411030.

Tel : 020-24472314/24474737

bhideandshah@hotmail.com

BHIDE & SHAH
Chartered Accountants

5th Floor, 1025, Sadashiv Peth,
Opp. Shivaji Mandir, Pune – 411030
Phone Nos. : 24472314 / 24474737 /
24486357
E-mail : bhideandshah@hotmail.com

INDEPENDENT AUDITOR'S REPORT

To
THE DIRECTOR
NCCS Complex, P.B. No.40,
Ganesh Khind P.O.,
Pune-411007

Opinion

We have audited the financial statements of National Centre For Cell Science (the entity), which comprise the Balance Sheet as at 31st March 2021, and the Income And Expenditure Account for the year then ended, and notes to the financial statements, including a summary of significant accounting policies.

In our opinion, the accompanying financial statements of the entity are prepared, in all material respects, in accordance with The Maharashtra Public Trust Act 1950, read with ,the common format of accounts for all Autonomous Institute as per letter No. BT/MED/NCCS/ADMN/2002 dtd.June 10,2002 of Department of Biotechnology, New Delhi and comptroller & Auditor General of India letter No. OA-VII(MISC/CORRES/2002-03/1165)dtd.16 October 2002.

Basis for Opinion

We conducted our audit in accordance with Standards on Auditing (SAs). Our responsibilities under those Standards are further described in the Auditor's Responsibilities for the Audit of the Financial Statements section of our report. We are independent of the entity in accordance with the ethical requirements that are relevant to our audit of the financial statements, and we have fulfilled our other responsibilities in accordance with these requirements. We believe that the audit evidence we have obtained is sufficient and appropriate to provide a basis for our opinion.

Responsibilities of Management and Those Charged with Governance for the Financial Statements

Management is responsible for the preparation of the financial statements in accordance with The Maharashtra Public Trust Act 1950 , read with ,the common format of accounts for all Autonomous Institute as per letter No. BT/MED/NCCS/ADMN/2002 dtd. June 10,2002 of Department of Biotechnology, New Delhi and comptroller & Auditor General of India letter No. OA-VII(MISC/CORRES/2002-03/1165)dtd.16 October 2002 and for such internal control as management determines is necessary to enable the preparation of financial statements that are free from material misstatement, whether due to fraud or error.

In preparing the financial statements, management is responsible for assessing the entity's ability to continue as a going concern, disclosing, as applicable, matters related to going concern and using the going concern basis of accounting unless management either intends to liquidate the entity or to cease operations, or has no realistic alternative but to do so. Those charged with governance are responsible for overseeing the entity's financial reporting process.

Auditor's Responsibilities for the Audit of the Financial Statements

Our objectives are to obtain reasonable assurance about whether the financial statements as a whole are free from material misstatement, whether due to fraud or error, and to issue an auditor's report that includes our opinion. Reasonable assurance is a high level of assurance, but is not a guarantee that an audit conducted in accordance with SAs will always detect a material misstatement when it exists. Misstatements can arise from fraud or error and are considered material if, individually or in the aggregate, they could reasonably be expected to influence the economic decisions of users taken on the basis of these financial statements.

Date: 27.08.2021
Place: Pune



FOR BHIDE & SHAH
CHARTERED ACCOUNTANTS
FIRM REG. NO. 119383W

(SAMIR V.BHIDE)
PARTNER
M.NO.46274

UDIN: 21046274AAAACQ2918

NATIONAL CENTRE FOR CELL SCIENCE, PUNE - 411 007.

BALANCE SHEET AS AT 31.03.2021

Amount (Rs.)

CORPUS/CAPITAL FUND AND LIABILITIES	Schedule	2020-2021	2019-2020
CORPUS/CAPITAL FUND	1	98,54,58,821.88	1,02,72,46,633.41
GENERAL RESERVE	2	-	-
EARMARKED/ENDOWMENT FUNDS	3	43,86,74,950.88	31,71,94,600.77
CURRENT-LIABILITIES & PROVISIONS	4	11,65,54,291.44	13,35,22,723.78
Total		1,54,06,88,064.20	1,47,79,63,957.96
ASSETS			
FIXED ASSETS	5	83,14,76,037.00	84,69,66,868.56
CURRENT ASSETS, LOANS, ADVANCES	6	70,92,12,027.20	63,09,97,089.40
MISCELLANEOUS EXPENDITURES (to the extent not written off or adjusted)			
Total		1,54,06,88,064.20	1,47,79,63,957.96
SIGNIFICANT ACCOUNTING POLICIES	14		
CONTINGENT LIABILITIES AND NOTES ON ACCOUNTS	15		

The schedules referred to above form an integral part of the Balance Sheet. The above Balance Sheet to the best of our knowledge & belief contains a True Account of the Funds & Liabilities of the Property and Assets of the National Centre for Cell Science.

As per our report of even date.

Date: 27.08.2021

Place: Pune



FOR BHIDE & SHAH
CHARTERED ACCOUNTANTS
FIRM REG. NO. 119383W

(Signature)
OFFICER 'C' ACCOUNTS
NCCS
वैभव अ. अरगडे
Vaibhav A. Argade
अधिकारी 'ग' (लेखा)
Officer 'C' (Accounts)
रा.को.वि.के./NCCS Pune-411007



(Signature)
DIRECTOR
NCCS
मनोज कुमार भट, पीएच डी
निदेशक, एनसीसीएस, पुणे
Manoj Kumar Bhat, PhD
Director, NCCS, Pune

(Signature)
(SAMIR V.BHIDE)
PARTNER
M.NO.46274

NATIONAL CENTRE FOR CELL SCIENCE, PUNE - 411 007.
INCOME AND EXPENDITURE ACCOUNT FOR THE YEAR ENDED 31.03.2021

INCOME	Schedule	Amount (Rs.)	
		2020-2021	2019-2020
INCOME FROM SALES/SERVICE	7	1,04,00,337.00	85,37,200.00
GRANTS/SUBSIDIES	8	40,10,00,000.00	45,00,00,000.00
FEES/SUBSCRIPTIONS	9	-	18,220.00
INTEREST EARNED	10	70,317.00	2,33,353.00
OTHER INCOME	11	27,67,000.71	23,15,729.00
TOAL (A)		41,42,37,654.71	46,11,04,502.00
EXPENDITURE			
ESTABLISHMENT EXPENSES	12	23,43,37,150.00	23,66,65,698.00
OTHER ADMINISTRATIVE EXPENSES	13	17,35,15,850.24	21,97,65,803.71
DEPRECIATION	5	11,81,72,466.00	11,79,92,551.01
TOTAL (B)		52,60,25,466.24	57,44,24,052.72
BALANCE BEING SURPLUS/(DEFICIT) CARRIED TO			
CORPUS/CAPITAL FUND		(11,17,87,811.53)	(11,33,19,550.72)
SIGNIFICANT ACCOUNTING POLICIES	15		
CONTINGENT LIABILITIES AND NOTES ON ACCOUNTS	16		

The schedules referred to above form an integral part of the Income & Expenditure Account.

As per our report of even date.

We hereby certify the above statement to be true and correct to the best of our knowledge and belief.

Date: 27.08.2021

Place: Pune



FOR BHIDE & SHAH
CHARTERED ACCOUNTANTS
FIRM REG. NO. 119383W

OFFICER 'C' ACCOUNTS

NCCS

वैभव अ. अरगडे
Vaibhav A. Argade

अधिकारी 'ग' (लेखा)
Officer 'C' (Accounts)

रा.को.वि.के./NCCS Pune-411007



DIRECTOR
NCCS

मनोज कुमार भट, पीएच डी
निदेशक, एनसीसीएस, पुणे
Manoj Kumar Bhat, PhD
Director, NCCS, Pune

Samir V. Bhide

(SAMIR V.BHIDE)

PARTNER

M.NO.46274

NATIONAL CENTRE FOR CELL SCIENCE, PUNE - 411 007.
RECEIPTS & PAYMENTS ACCOUNTS FOR THE YEAR ENDED 31ST MARCH 2021

Receipts	Amount	Amount	Payments	Amount	Amount
Opening Balance		60,97,51,758.80	ESTABLISHMENT EXPENSES		2,47,30,919.00
Bank Accounts			Admin Charges	4,72,891.00	
<u>NCCS Bank Accounts</u>			Salaries	2,42,58,028.00	
Axis BANK	2,26,883.00				
Bank of India - 4911	24,10,28,375.26		OTHER ADMINISTRATIVE EXPENSES		2,34,33,433.27
State Bank of India	97,56,702.73		Bank Charges	74,520.63	
<u>Project Bank Account</u>			Electricity and Power	7,92,750.00	
Bank Of India 4912	34,64,83,323.31		Eligibility Fees	7,600.00	
Bank of India (for SERB)- 8403	1,21,27,732.50		Rent, Rates and Taxes	1,35,91,238.00	
Cash-in-hand	1,28,742.00		Consumables	35,65,843.85	
			Contingencies	52,65,042.79	
GRANTS/SUBSIDIES		40,10,00,000.00	TA-DA	1,36,438.00	
Grant In Aid General	18,00,00,000.00				
Grant In Aid Salary	22,10,00,000.00		Payment against Provisions		5,67,82,548.00
			Provision for Leave Encashment & Gratuity	1,29,96,604.00	
			Provision for Works on Contract	4,37,85,944.00	
CORPUS/CAPITAL FUND		7,00,00,000.00	Purchase of Fixed Assets		9,53,87,056.39
Corpus/Capital Fund	7,00,00,000.00		Library	8,93,935.78	
			Building	2,124.00	
Fixed Assets		14,160.00	Capital W.I.P.-Building	1,00,31,876.00	
Covid 19 Vaccine Testing Facility	14,160.00		Equipments	8,44,59,120.61	
Earmarked Fund		42,13,44,089.68	Earmarked Fund		12,53,78,880.79
Sales Accounts		49,05,000.00	Payment against Current Liabilities		51,06,87,492.05
Income from Sales / Service	49,05,000.00		Dr. Mitra - Leave Salary Payable	3,18,490.00	
			Hostel Charges Recovery-Payable	1,47,544.00	
Indirect Incomes		81,69,902.00	Medical Insurance -Payable	2,67,173.00	
Conti-Misc. Income	1,107.00		Payable	11,35,228.00	
Guest House	45,336.00		Duties & Taxes	3,50,24,608.00	
Interest Earned	77,29,890.00		Sundry Creditors	30,78,51,192.05	
Interest Earned on Covid Testing Receipts A/c 8574	65,957.00		Earnest Money Deposit	6,75,750.00	
Interest on Income Tax Refund	1,70,341.00		Salary Payable	16,39,41,381.00	
Sale of Scrap	18,228.00		Security Deposit	13,26,126.00	
Transit House Charges	35,735.00				
Usage of Premises for ATM	1,03,308.00				
Academic Other Income		13,97,006.40	Payment against Current Assets		31,91,631.00
Application Fees	2,03,418.40		Loans & Advances (Asset)	31,91,631.00	
Hostel Charges	2,39,038.00				
Ph.D Fees	9,54,550.00		Indirect Expenses		6,30,317.46
			Covid Testing Expenditure	6,30,317.46	
Current Liabilities		3,01,086.00			
Salary-Employees Welfare	2,22,775.00				
Performance Guarantee Deposit (PBG)	13,812.00				
Student - Caution Money	64,499.00		Closing Balance		68,79,79,220.96
			Bank Accounts		
Collection from Debtors		1,11,90,522.04	Bank of India - CSR 8574	36,76,848.54	
Sundry Debtors	1,11,85,122.04		NCCS Employee Welfare Current A/c 0538	2,22,775.00	
Receivable	5,400.00		<u>NCCS Bank Accounts</u>		
			Bank of India - 4911	20,15,31,265.34	
OTHER ADMINISTRATIVE EXPENSES		1,27,974.00	State Bank of India	29,15,760.17	
Work On Contract	1,27,974.00		<u>Project Bank Account</u>		
			Bank Of India 4912	35,39,26,999.47	
			Bank of India (for SERB 8403)	2,10,07,185.44	
			Bank of India (Vaccine Facility)8783	10,46,48,387.00	
			Cash-in-hand	50,000.00	
Total		1,52,82,01,498.92	Total		1,52,82,01,498.92

SIGNIFICANT ACCOUNTING POLICIES

SCH "14"

CONTINGENT LIABILITIES AND NOTES ON ACCOUNTS

SCH "15"

The schedules referred to above form an integral part of the Receipts & Payments Account.

This is the Receipts & Payments Account referred to in our report of even date.

EXAMINED AND FOUND CORRECT AS PER BOOKS OF ACCOUNT PRODUCED AND INFORMATION GIVEN, SUBJECT TO OUR SEPARATE REPORT OF EVEN DATE

FOR BHIDE & SHAH
CHARTERED ACCOUNTANTS
FIRM REG. NO. 119383W

OFFICER 'C' ACCOUNTS
NCCS

वैभव अ. अरगडे
Vaibhav A. Argade
अधिकारी 'ग' (लेखा)
Officer 'C' (Accounts)

रा.को.वि.के./NCCS Pune-411007



DIRECTOR
NCCS

मनोज कुमार भट, पीएच डी
निदेशक, एनसीसीएस, पुणे
Manoj Kumar Bhat, PhD
Director, NCCS, Pune



(SAMIR V. BHIDE)
PARTNER
M.NO.46274

NATIONAL CENTRE FOR CELL SCIENCE, PUNE - 411 007.

SCHEDULES FORMING PART OF BALANCE SHEET AS ON 31.03.2021

SCHEDULE 1 - CORPUS/CAPITAL FUND

(Amount-Rs.)

Particulars	2020-21	2019-20
SCHEDULE 1- CORPUS/CAPITAL FUND:		
Balance at the beginning of the year	1,02,72,46,633.41	96,05,66,184.13
Add /(Deduct) : Balance of net income /(expenditure)	-	-
Deduct : Capital grants written off	-	-
	1,02,72,46,633.41	96,05,66,184.13
Add : Contribution towards Capital Fund	7,00,00,000.00	18,00,00,000.00
Add : General Reserve	-	-
	1,09,72,46,633.41	1,14,05,66,184.13
Add/(Deduct) : Bal. Of net income/(expenditure) transferred from the Income and Expenditure A/c.	(11,17,87,811.53)	(11,33,19,550.72)
BALANCE AS AT THE YEAR - END	98,54,58,821.88	1,02,72,46,633.41



NATIONAL CENTRE FOR CELL SCIENCE, PUNE - 411 007.

SCHEDULES FORMING PART OF BALANCE SHEET AS ON 31.03.2021

SCHEDULE 2 -GENERAL RESERVE

Amount (Rs.)

Particulars	2020-21	2019-20
General Reserve	-	-
Grand Total	-	-



NATIONAL CENTRE FOR CELL SCIENCE, PUNE - 411 007.

SCHEDULES FORMING PART OF BALANCE SHEET AS ON 31.03.2021

SCHEDULE-3 EARMARKED/ENDOWMENT FUND

(Amount-Rs.)

No.	Name of the Project & P.I.	Opening	Additions	Interest &	Total	Utilization/Expenditure			Closing
		Balance	Grant. Recd.	Other Receipts		Capital	Revenue	Total	Balance
1	AB/JK/DBT-RA-DR. AJINKYA BENDRE	39,094.00	7,97,720.00	545.00	8,37,359.00	-	8,13,199.00	8,13,199.00	24,160.00
2	AB/MW/BIOCARE/07/9813-AMRUTA BARHANPURKAR	(2,88,776.00)	-	-	(2,88,776.00)	-	-	-	(2,88,776.00)
3	AC/BIRAC/COVID-0032-DR. AKANKSHA CHATURVEDI	-	4,00,000.00	2,634.00	4,02,634.00	-	33,783.00	33,783.00	3,68,851.00
4	AC/SERB/CRG/004981-DR. AKANKSHA CHATURVEDI	24,90,133.00	-	78,997.00	25,69,130.00	-	7,21,524.00	7,21,524.00	18,47,606.00
5	AM/BT/PR-25893-DR. MAJUMDAR	16,60,902.34	-	35,851.00	16,96,753.34	2,38,994.00	11,25,451.26	13,64,445.26	3,32,308.08
6	AM/DBT-WELLCOME-DR. MAJUMDAR	(9,19,479.14)	-	359.00	(9,19,120.14)	-	53,638.00	53,638.00	(9,72,758.14)
7	AM/ECR/SERB/000429-DR. MAJUMDAR	12,08,478.00	-	37,287.00	12,45,765.00	-	8,30,095.82	8,30,095.82	4,15,669.18
8	AN/MW/SR/WOS-A/LS-25-DR. AMRUTA NAIK	(1,70,784.00)	10,48,000.00	-	8,77,216.00	-	8,77,216.00	8,77,216.00	-
9	AS/BT/PR-10852-DR. SHIRAS	1,27,738.00	-	2,857.00	1,30,595.00	-	1,63,831.00	1,63,831.00	(33,236.00)
10	AS/BT/PR-15178-DR. SHIRAS	15,86,045.00	-	35,807.00	16,21,852.00	-	11,92,344.43	11,92,344.43	4,29,507.57
11	AS/BT/PR-28506-DR. A K SAHU	9,41,378.00	17,03,801.00	38,692.00	26,83,871.00	2,37,549.00	14,82,706.80	17,20,255.80	9,63,615.20
12	AS/BT/PR8739-DR. SHIRAS	60,574.00	-	1,719.00	62,293.00	-	-	-	62,293.00
13	AS/BT/PR-9725-DR. A K SAHU	(1,93,404.00)	-	-	(1,93,404.00)	-	933.00	933.00	(1,94,337.00)
14	AS/CSIR-NMITLI-DR. A K SAHU	-	57,10,000.00	65,432.00	57,75,432.00	-	47,59,984.64	47,59,984.64	10,15,447.36
15	AS/DST-551/IPSC (CORE)-DR. SHIRAS	30,22,420.00	-	85,744.00	31,08,164.00	30,00,000.00	-	30,00,000.00	1,08,164.00
16	AS/DST/VI-D&P/551-DR. SHIRAS	(11,81,674.74)	-	8,916.00	(11,72,758.74)	(71,03,422.74)	52,72,612.72	(18,30,810.02)	6,58,051.28
17	AS/ICMR/90-DR. SHIRAS	-	-	-	-	-	32,924.00	32,924.00	(32,924.00)
18	AS/PR-14258-DR. SHIRAS	(73,843.00)	-	-	(73,843.00)	-	-	-	(73,843.00)
19	AS/SERB/JCB/000020-DR. A K SAHU	-	12,00,000.00	9,587.00	12,09,587.00	-	1,74,000.00	1,74,000.00	10,35,587.00
20	AS/UNILEVER-DR. SHIRAS	6,71,914.00	-	-	6,71,914.00	-	-	-	6,71,914.00
21	AS/WELLCOME-DR. AVINASH SHARMA	7,55,555.00	25,53,617.00	25,917.00	33,35,089.00	-	11,40,480.00	11,40,480.00	21,94,609.00
22	ASHWINI DHAMANGE/GM/NASI/620/3	3,80,407.00	4,09,962.00	5,534.00	7,95,903.00	-	5,14,800.00	5,14,800.00	2,81,103.00
23	AY/KR-03/NMPB-IV-DR. AMIT YADAV	-	10,18,000.00	11,706.00	10,29,706.00	-	5,04,190.78	5,04,190.78	5,25,515.22
24	AY/YS/EEQ/2016/000752-DR. AMIT YADAV	1,59,198.00	-	2,833.00	1,62,031.00	-	1,62,031.00	1,62,031.00	-
25	AY/SEB/000889/CONFERENCE-DR. AMIT YADAV	4,757.00	-	-	4,757.00	-	4,757.00	4,757.00	-
26	BAHIR/WOS-LS-602-DR. BAHIR	83,969.00	-	-	83,969.00	-	5,90,060.00	5,90,060.00	(5,06,091.00)
27	BHATNAGAR AWARD-DR. KUNDU	45,000.00	-	-	45,000.00	-	45,000.00	45,000.00	-
28	BIVALKAR/WOS-A/LS/2016-DR. BIVALKAR	(1,60,453.00)	-	-	(1,60,453.00)	-	-	-	(1,60,453.00)
29	BK/SR/DBT-RA/DR. BHARGAB KALITA	1,357.00	7,71,680.00	1,426.00	7,74,463.00	-	7,71,007.68	7,71,007.68	3,455.32
30	BS/INFECT-ERA/33-DR. BHASKAR SAHA	(78,041.00)	15,98,983.00	10,020.00	15,30,962.00	-	12,81,832.49	12,81,832.49	2,49,129.51
31	BS/BT/PR10785 - DR. SAHA	(4,60,986.00)	-	-	(4,60,986.00)	-	-	-	(4,60,986.00)
32	BS/BT/PR-718-DR. SAHA-27.09.11TO26.09.16	(6,56,982.00)	-	-	(6,56,982.00)	-	-	-	(6,56,982.00)



SCHEDULE-3 EARMARKED/ENDOWMENT FUND

(Amount-Rs.)

No.	Name of the Project & P.I.	Opening	Additions	Interest &	Total	Utilization/Expenditure			Closing
		Balance	Grant. Recd.	Other Receipts		Capital	Revenue	Total	Balance
33	BS/BT/PR-7505-DR. BHASKAR SAHA	(1,17,090.00)	-	-	(1,17,090.00)	-	-	-	(1,17,090.00)
34	BS/DST/INDO-UK/P-123-DR. SAHA	(31,970.00)	22,27,533.00	25,415.00	22,20,978.00	-	20,39,203.01	20,39,203.01	1,81,774.99
35	BS/PR-14435-DR. SAHA	(4,21,933.00)	-	-	(4,21,933.00)	-	-	-	(4,21,933.00)
36	BS/SERB/JCB-DR. SAHA	9,56,672.00	9,50,000.00	31,845.00	19,38,517.00	-	16,50,252.66	16,50,252.66	2,88,264.34
37	CICS-ISRF FELLOWSHIP-MR. SUJIT SHAH	8,727.00	-	248.00	8,975.00	-	-	-	8,975.00
38	CSIR FELLOWSHIP	(1,98,84,913.05)	93,332.00	-	(1,97,91,581.05)	-	39,487.00	39,487.00	(1,98,31,068.05)
39	CSIR-RA FELLOWSHIP	(13,25,946.00)	-	-	(13,25,946.00)	-	-	-	(13,25,946.00)
40	DBT-BINC FELLOWSHIP	2,62,437.00	5,89,540.00	3,245.00	8,55,222.00	-	7,57,111.00	7,57,111.00	98,111.00
41	DBT FELLOWSHIP	(52,395.00)	88,66,630.00	10,217.00	88,24,452.00	-	92,77,998.47	92,77,998.47	(4,53,546.47)
42	DBT-JRF PROGRAMME	3,77,623.00	-	8,155.00	3,85,778.00	-	2,49,560.00	2,49,560.00	1,36,218.00
43	DBT - PDF PROGRAMME	22,94,239.00	-	65,086.00	23,59,325.00	-	-	-	23,59,325.00
44	DBT TWAS FELLOWSHIP	4,99,414.00	1,75,650.00	9,324.00	6,84,388.00	-	6,46,675.00	6,46,675.00	37,713.00
45	DM/BIRAC-DR. MITRA	(2,22,629.00)	-	-	(2,22,629.00)	-	-	-	(2,22,629.00)
46	DM/BT/HRD/35/01/03-DR.MITRA	(46,996.00)	-	-	(46,996.00)	-	-	-	(46,996.00)
47	DM/BT/PR-14226-DR. MITRA	(4,76,857.00)	-	-	(4,76,857.00)	-	-	-	(4,76,857.00)
48	DM/BT/PR-15450-DR. MITRA	(2,05,693.00)	16,69,432.00	16,287.00	14,80,026.00	-	13,44,531.22	13,44,531.22	1,35,494.78
49	DM/JCB/18-19-DR. MITRA	3,058.00	19,00,000.00	18,902.00	19,21,960.00	-	12,07,946.73	12,07,946.73	7,14,013.27
50	DM/SERB/003331-DR. MITRA	(2,580.00)	8,00,000.00	9,249.00	8,06,669.00	-	5,89,495.00	5,89,495.00	2,17,174.00
51	DM/THSTI-DR. MITRA	(18,445.00)	-	-	(18,445.00)	-	-	-	(18,445.00)
52	DP/PACER-POP/BS-01-DR. DHIRAJ PAUL	6,55,892.00	3,22,500.00	16,524.00	9,94,916.00	-	8,76,010.17	8,76,010.17	1,18,905.83
53	DS/BATTELE INDIA-DR. DEEPA	(22,472.00)	-	-	(22,472.00)	-	-	-	(22,472.00)
54	DS/BT/PR-25883 - DR. DEEPA	33,190.34	18,86,742.00	20,777.00	19,40,709.34	-	10,92,485.96	10,92,485.96	8,48,223.38
55	DS/BT/PR-30450-DR. DEEPA	5,32,549.22	16,06,383.00	14,980.00	21,53,912.22	-	6,45,861.00	6,45,861.00	15,08,051.22
56	DS/ICMR-2020-3076/SCR-DR. DEEPA	-	15,05,118.00	-	15,05,118.00	-	-	-	15,05,118.00
57	DST INSPIRE FELLOWSHIP	(14,50,078.00)	19,62,004.00	1,520.00	5,13,446.00	-	5,72,545.00	5,72,545.00	(59,099.00)
58	DS/WELLCOMETRUST-DR. DEEPA	5,66,272.58	-	5,982.00	5,72,254.58	11,04,665.65	6,86,877.93	17,91,543.58	(12,19,289.00)
59	GD/CRG/2019-005587 - DR. GAURAV DAS	-	15,12,120.00	35,810.00	15,47,930.00	-	8,87,531.79	8,87,531.79	6,60,398.21
60	GD/SB/S2/RJN-048/2017-DR. GAURAV DAS	71,056.00	6,90,000.00	3,811.00	7,64,867.00	30,432.00	4,24,220.00	4,54,652.00	3,10,215.00
61	GK/5TH INTERNATIONAL CONF. TRANSLATION RES.-DR. KUNDU	2,83,533.44	-	-	2,83,533.44	-	-	-	2,83,533.44
62	GK/BT/MED/30/VNCI-Hr/BRCA-DR. KUNDU	(2,63,982.00)	-	-	(2,63,982.00)	-	80,823.00	80,823.00	(3,44,805.00)
63	GK/BT/PR-14430-DR. KUNDU	1,06,505.00	-	3,020.00	1,09,525.00	-	-	-	1,09,525.00
64	GK/BT/PR-2573-DR.KUNDU	(3,52,346.00)	-	-	(3,52,346.00)	-	-	-	(3,52,346.00)
65	GK/BT/PR-28794-DR. KUNDU	4,64,050.76	-	6,438.00	4,70,488.76	-	4,70,488.76	4,70,488.76	-
66	GK/BT/PR-3021-DR.KUNDU	(3,68,191.00)	-	-	(3,68,191.00)	-	-	-	(3,68,191.00)
67	GK/BT/PR-4569 - DR. KUNDU	(1,08,652.00)	-	-	(1,08,652.00)	-	-	-	(1,08,652.00)



SCHEDULE-3 EARMARKED/ENDOWMENT FUND

(Amount-Rs.)

No.	Name of the Project & P.I.	Opening	Additions	Interest &	Total	Utilization/Expenditure			Closing
		Balance	Grant. Recd.	Other Receipts		Capital	Revenue	Total	Balance
68	GK/BT/PR-7665-DR. KUNDU	(5,12,786.00)	-	-	(5,12,786.00)	-	-	-	(5,12,786.00)
69	GK/CSIR-DR. KUNDU	(47,957.00)	-	-	(47,957.00)	-	-	-	(47,957.00)
70	GK/DST/IMRCD/INNO-INDIGO-DR. KUNDU	1,97,653.00	-	5,608.00	2,03,261.00	-	-	-	2,03,261.00
71	GK/MANAV/BT/PR-27731-DR. KUNDU	2,38,34,382.00	1,01,16,597.00	5,31,036.00	3,44,82,015.00	63,15,344.00	1,23,26,892.00	1,86,42,236.00	1,58,39,779.00
72	GK/PR-12730-DR. KUNDU	(5,34,424.00)	-	-	(5,34,424.00)	-	-	-	(5,34,424.00)
73	GK/BT/PR-17945	56,639.00	-	960.00	57,599.00	-	48,399.00	48,399.00	9,200.00
74	GK/SERB/002298-DR. KUNDU	13,87,422.00	-	35,733.00	14,23,155.00	-	6,84,667.72	6,84,667.72	7,38,487.28
75	GK/SR/SO/HS-70-DR. KUNDU	(3,32,350.00)	-	-	(3,32,350.00)	-	-	-	(3,32,350.00)
76	GL/BT/03/IYBA-DR. LAL	(5,62,237.00)	-	-	(5,62,237.00)	-	-	-	(5,62,237.00)
77	GL/BT/PR-14156-DR. LAL	10,30,114.00	-	20,957.00	10,51,071.00	-	8,16,460.20	8,16,460.20	2,34,610.80
78	GL/BT/PR-15533-DR. LAL	(6,75,674.46)	-	2,084.00	(6,73,590.46)	-	(9,81,877.46)	(9,81,877.46)	3,08,287.00
79	GL/DST/SJF/LSA-01-DR. LAL	36,23,559.86	10,00,000.00	74,665.00	46,98,224.86	-	47,70,420.39	47,70,420.39	(72,195.53)
80	GL/EMR/2016/007108-DR. LAL	8,34,627.00	-	31,950.00	8,66,577.00	-	5,28,967.59	5,28,967.59	3,37,609.41
81	GL/KEMHRC-DR. LAL	10,60,691.00	-	-	10,60,691.00	-	2,63,344.80	2,63,344.80	7,97,346.20
82	GL/KEMHRC-II-DR. LAL	60,71,731.00	14,45,771.00	-	75,17,502.00	-	10,22,364.68	10,22,364.68	64,95,137.32
83	GM/NASI PLATINUM JUBILEE CHAIR-DR. MISHRA	10,85,303.00	26,68,208.00	36,430.00	37,89,941.00	-	27,11,098.00	27,11,098.00	10,78,843.00
84	ICMR FELLOWSHIP	(27,85,954.02)	17,90,654.00	-	(9,95,300.02)	-	13,30,722.00	13,30,722.00	(23,26,022.02)
85	INSPIRE FACULTY AWARD-DEEPIKA PURI	11,52,169.00	22,48,000.00	25,089.00	34,25,258.00	-	21,89,142.00	21,89,142.00	12,36,116.00
86	INSPIRE FACULTY AWARD-DR. DEBASRI MUKHARJEE	(42,253.00)	-	-	(42,253.00)	-	-	-	(42,253.00)
87	INSPIRE FACULTY AWARD-DR. JYOTI SINGH	(3,497.00)	-	-	(3,497.00)	-	-	-	(3,497.00)
88	INSPIRE FACULTY AWARD-PRİYANKA DUTTA	5,40,091.00	22,48,000.00	9,017.00	27,97,108.00	51,818.16	24,19,235.75	24,71,053.91	3,26,054.09
89	INTRAMURAL PROJECT-IM-001	(6,99,824.74)	15,30,000.00	7,911.00	8,38,086.26	-	6,90,960.00	6,90,960.00	1,47,126.26
90	INTRAMURAL PROJECT-IM-002	19,23,373.20	-	47,938.00	19,71,311.20	-	12,54,838.95	12,54,838.95	7,16,472.25
91	IUSSTF-SONALI JATHAR	-	18,588.00	-	18,588.00	-	18,588.00	18,588.00	-
92	IUSSTF FELLOWSHIP	12,785.00	-	362.00	13,147.00	-	-	-	13,147.00
93	JJ/BT/PR-14537-DR. JOSEPH	(4,88,490.00)	-	-	(4,88,490.00)	-	-	-	(4,88,490.00)
94	JJ/BT/PR-27451-DR. JOSEPH	3,49,150.00	-	8,026.00	3,57,176.00	-	3,70,184.00	3,70,184.00	(13,008.00)
95	JJ/BT/PR32331-DR. JOSEPH	-	28,22,560.00	24,300.00	28,46,860.00	-	19,43,278.57	19,43,278.57	9,03,581.43
96	JJ/PR-727-DR. JOSEPH	(2,59,430.00)	-	-	(2,59,430.00)	-	-	-	(2,59,430.00)
97	JJ/SERB/001092	(85,886.00)	-	-	(85,886.00)	-	-	-	(85,886.00)
98	JK/DBT/WELLCOME-DR. JANESHKUMAR	4,67,480.00	-	-	4,67,480.00	-	4,67,480.00	4,67,480.00	-
99	JK/SERB/003971-DR. JANESH KUMAR	-	17,48,200.00	-	17,48,200.00	-	-	-	17,48,200.00
100	JK/SERB/CVD/000298-DR. JANESH KUMAR	-	16,00,000.00	12,783.00	16,12,783.00	-	6,61,040.49	6,61,040.49	9,51,742.51
101	JS/WELLCOME - DR. JYOTI SINGH	23,81,880.00	65,837.00	57,141.00	25,04,858.00	-	19,93,386.58	19,93,386.58	5,11,471.42
102	LL/BT/PR-11928-DR. LIMAYE	5,49,478.00	-	14,782.00	5,64,260.00	-	1,74,337.30	1,74,337.30	3,89,922.70



SCHEDULE-3 EARMARKED/ENDOWMENT FUND

(Amount-Rs.)

No.	Name of the Project & P.I.	Opening	Additions	Interest &	Total	Utilization/Expenditure			Closing
		Balance	Grant. Recd.	Other Receipts		Capital	Revenue	Total	Balance
103	LL/BT/PR-12696-DR. LIMAYE	42,897.10	-	-	42,897.10	-	-	-	42,897.10
104	LL/BT/PR-23620-DR. LIMAYE	2,10,728.00	1,59,272.00	5,281.00	3,75,281.00	-	1,66,059.00	1,66,059.00	2,09,222.00
105	LL/DAE/37B/BRNS-DR. LIMAYE	(1,08,965.00)	-	-	(1,08,965.00)	-	-	-	(1,08,965.00)
106	LL/JAI RESEARCH FOUNDATION-DR. LIMAYE	(25,46,806.00)	-	-	(25,46,806.00)	-	-	-	(25,46,806.00)
107	MB/BIRAC/BT/CRS0400/PACE-DR. BHAT	2,16,087.00	-	2,859.00	2,18,946.00	-	2,04,890.33	2,04,890.33	14,055.67
108	MB/BT/PR-23968 - DR. BHAT	8,13,79,440.00	12,00,84,431.00	34,12,908.00	20,48,76,779.00	5,89,940.00	1,65,64,150.51	1,71,54,090.51	18,77,22,688.49
109	MB/IED/04/2020-DR. BHAT	-	10,00,000.00	7,136.00	10,07,136.00	-	10,07,136.00	10,07,136.00	-
110	MB/ITC/CONSULTANCY - DR. BHAT	8,23,389.00	-	-	8,23,389.00	-	-	-	8,23,389.00
111	MS/BT/PR-15889-DR. MANAS SANTRA	(1,60,649.00)	-	-	(1,60,649.00)	-	-	-	(1,60,649.00)
112	MS/BT/PR-25181-DR. MANAS SANTRA	1,48,275.00	7,69,814.00	2,551.00	9,20,640.00	-	1,61,394.00	1,61,394.00	7,59,246.00
113	MS/CSIR/37/(1655)/15/EMR-II-DR. MANAS SANTRA	38,658.00	-	1,097.00	39,755.00	-	-	-	39,755.00
114	MS/EMR/002277-DR. MANAS SANTRA	5,19,774.00	-	2,702.00	5,22,476.00	-	4,69,453.00	4,69,453.00	53,023.00
115	MS/HRD/NBA/39-DR. MANAS SANTRA	27,869.00	4,92,000.00	3,453.00	5,23,322.00	-	5,17,316.29	5,17,316.29	6,005.71
116	MS/PR-152/TWINNING-DR. MANAS SANTRA	56.00	-	4.00	60.00	-	-	-	60.00
117	MS/SERB/CRG/005433-DR. MANAS SANTRA	-	24,89,600.00	-	24,89,600.00	-	-	-	24,89,600.00
118	MS/UNILEVER-DR. SANTRA	20,00,399.50	-	-	20,00,399.50	-	-	-	20,00,399.50
119	MW/BHU-DR. WANI	20,327.00	-	632.00	20,959.00	-	-	-	20,959.00
120	MW/HRD/35/01/04/2018-DR. WANI	5,33,651.00	-	15,855.00	5,49,506.00	-	5,00,968.00	5,00,968.00	48,538.00
121	MW/SERB/004441-DR. WANI	81,986.00	19,00,000.00	16,286.00	19,98,272.00	-	12,14,718.10	12,14,718.10	7,83,553.90
122	MW/SPPU/AYUSH-DR. WANI	4,62,680.00	-	12,790.00	4,75,470.00	-	4,14,598.26	4,14,598.26	60,871.74
123	NAM S&T FELLOWSHIP	7,649.00	-	217.00	7,866.00	-	-	-	7,866.00
124	NAS/141/7/2014-15-DR. RANI LEKHA	(2,34,000.00)	-	-	(2,34,000.00)	-	-	-	(2,34,000.00)
125	NE/SB/FT/CS-067/2014-DR. N D ERANDE	(75,165.00)	-	-	(75,165.00)	-	-	-	(75,165.00)
126	NL/BT/MUTAGENESIS(INDO-AUS)-DR.LENKA	(13,208.00)	-	-	(13,208.00)	-	-	-	(13,208.00)
127	NL/BT/PR-16655-DR. LENKA	2,74,395.00	-	7,514.00	2,81,909.00	-	45,558.00	45,558.00	2,36,351.00
128	NL/BT/PR-8219/31.03.14-30.03.16-Dr. Lenka	(1,10,957.00)	-	-	(1,10,957.00)	-	-	-	(1,10,957.00)
129	NL/ICMR/47/80-DR, LENKA	1,88,324.00	-	-	1,88,324.00	-	1,88,324.00	1,88,324.00	-
130	OP/EMR/2016/006589-DR. OM PRAKASH	(78,170.00)	7,00,000.00	2,530.00	6,24,360.00	-	6,27,721.00	6,27,721.00	(3,361.00)
131	OP/YSS/BT/PR-13969-DR. OM PRAKASH	(2,44,477.00)	8,34,854.00	1,030.00	5,91,407.00	-	1,08,810.00	1,08,810.00	4,82,597.00
132	PD/SERB/CRG/001727-DR, PRIYANKA DUTTA	3,40,000.00	-	6,941.00	3,46,941.00	-	3,38,096.00	3,38,096.00	8,845.00
133	PN/BT/NBM0166/04/19/BIRAC-DR. NAGVENKAR	12,25,44,527.00	-	34,77,770.00	12,60,22,297.00	-	2,08,258.00	2,08,258.00	12,58,14,039.00
134	PN/CVTF-DR. NAGVENKAR	-	11,19,60,000.00	-	11,19,60,000.00	76,80,856.00	-	76,80,856.00	10,42,79,144.00
135	PR/BT/IN/INDO-US/FOLDSCOPE/39-DR. PRAVEEN RAHI	22,568.00	-	-	22,568.00	-	22,568.00	22,568.00	-
136	PR/NMHS-DR. PRAVEEN RAHI	8,03,553.00	-	20,513.00	8,24,066.00	-	2,56,381.00	2,56,381.00	5,67,685.00
137	Project Overheads	2,03,60,874.16	34,37,309.08	-	2,37,98,183.24	-	23,93,816.89	23,93,816.89	2,14,04,366.35



SCHEDULE-3 EARMARKED/ENDOWMENT FUND

(Amount-Rs.)


No.	Name of the Project & P.I.	Opening	Additions	Interest &	Total	Utilization/Expenditure			Closing
		Balance	Grant. Recd.	Other Receipts		Capital	Revenue	Total	Balance
138	PS/DBT RA-DR. PARSHURAM SONAWANE	1,25,300.00	7,56,800.00	999.00	8,83,099.00	-	8,56,509.61	8,56,509.61	26,589.39
139	PS/ICMR/53/6/BM-DR. PADMA SHASTRY	(6,60,992.00)	-	-	(6,60,992.00)	-	-	-	(6,60,992.00)
140	PUNE BIOCLUSTER-DR. SHEKHAR MANDE	5,62,45,656.78	-	14,64,440.00	5,77,10,096.78	2,88,25,215.12	33,06,592.70	3,21,31,807.82	2,55,78,288.96
141	PV/JJ/DBT-RA-PALLAVI VARSHNEY	(2,731.00)	-	-	(2,731.00)	-	-	-	(2,731.00)
142	RC/BT/PR-15450-DR. RADHA CHAUHAN	(2,79,953.00)	14,53,126.00	11,780.00	11,84,953.00	-	11,85,904.85	11,85,904.85	(951.85)
143	RC/BT/PR-26398-DR. RADHA CHAUHAN	7,10,991.00	-	19,059.00	7,30,050.00	-	1,82,483.00	1,82,483.00	5,47,567.00
144	RC/BT/PR7118/15-18-DR. RADHA CHAUHAN	(96,573.00)	-	-	(96,573.00)	-	-	-	(96,573.00)
145	RC/SB/SO/BB-0030/13-16-DR. RADHA CHAUHAN	(2,46,623.00)	-	-	(2,46,623.00)	-	-	-	(2,46,623.00)
146	RC/SERB/000272-DR. RADHA CHAUHAN	7,92,025.00	-	10,898.00	8,02,923.00	-	8,11,743.00	8,11,743.00	(8,820.00)
147	RL/SR/WOS-A/LS-456-DR. RANI LEKHA	2,93,629.00	-	-	2,93,629.00	-	2,93,629.00	2,93,629.00	-
148	RS/BT/PR-25368-DR. ROHIT SHARMA	93,603.00	-	2,724.00	96,327.00	-	41,353.00	41,353.00	54,974.00
149	RS/BT/PR-25490-DR. ROHIT SHARMA	(1,85,241.00)	6,33,011.00	-	4,47,770.00	-	76,544.00	76,544.00	3,71,226.00
150	RS/BT/PR-29526-DR. ROHIT SHARMA	(58,629.00)	7,46,323.00	787.00	6,88,481.00	-	6,03,376.00	6,03,376.00	85,105.00
151	SANDHYA/DAE/35/14/31-BRNS-DR. SANDHYA	3,82,594.00	2,51,641.00	12,189.00	6,46,424.00	-	5,91,345.35	5,91,345.35	55,078.65
152	SANDHYA/SR/SO/BB-0119-DR. SANDHYA	(33,598.00)	-	-	(33,598.00)	-	-	-	(33,598.00)
153	SB/BT/11465-DR. BAPAT	(3,72,384.00)	-	-	(3,72,384.00)	-	-	-	(3,72,384.00)
154	SB/HRD-35/01/04-DR. BAPAT	78,680.00	8,53,820.00	5,675.00	9,38,175.00	-	7,87,235.79	7,87,235.79	1,50,939.21
155	SB/BT/INDO-FINNISH-DR. BAPAT	(1,74,378.00)	-	-	(1,74,378.00)	-	(1,74,378.00)	(1,74,378.00)	-
156	SB/CRG/2019/001157 - DR. BAPAT	21,16,120.00	-	79,451.00	21,95,571.00	-	12,89,401.80	12,89,401.80	9,06,169.20
157	SB/GODAVARI BIOREFINERIES-DR. BAPAT	18,600.00	-	-	18,600.00	-	-	-	18,600.00
158	SB/INDO AUSTRALIA SYMPOSIUM-DR. BAPAT	(16,664.00)	-	-	(16,664.00)	-	-	-	(16,664.00)
159	SC/AMRITA THERAPEUTICS-DR. SAMIT	(1,08,000.00)	-	-	(1,08,000.00)	-	-	-	(1,08,000.00)
160	SC/BT-11381-DR. SAMIT	(5,30,464.00)	-	-	(5,30,464.00)	-	-	-	(5,30,464.00)
161	SC/CSIR/37(1572)-DR. SAMIT	(2,27,473.00)	-	-	(2,27,473.00)	-	-	-	(2,27,473.00)
162	SC/SB/S2/JCB-II/2013-18-DR. SAMIT	1,30,546.00	-	3,798.00	1,34,344.00	-	-	-	1,34,344.00
163	SERB PDF FELLOWSHIP	11,28,402.72	11,85,573.00	26,201.00	23,40,176.72	-	2,81,514.72	2,81,514.72	20,58,662.00
164	SK/YS/BT/PR-19641-DR. SNEHAL KULKARNI	7,36,996.00	-	16,035.00	7,53,031.00	-	5,66,850.00	5,66,850.00	1,86,181.00
165	SM/BT/47/TE/TBP-DR. MANDE	(90,175.00)	-	-	(90,175.00)	-	-	-	(90,175.00)
166	SM/BT/IN/NEW INDIGO/05/SB/TB-OMICS-DR. MANDE	(32,671.30)	-	-	(32,671.30)	-	-	-	(32,671.30)
167	SM/BT/NEW INDIGO/18-DR. MANDE	(6,59,959.00)	-	-	(6,59,959.00)	-	-	-	(6,59,959.00)
168	SM/BT/PR-15450 (CORE GRANT)-DR. MANDE	4,08,248.00	2,64,063.00	15,470.00	6,87,781.00	-	4,43,937.00	4,43,937.00	2,43,844.00
169	SM/BT/PR-15450 (PROJECT 1)-DR. MANDE	(2,62,245.00)	17,79,002.00	22,833.00	15,39,590.00	-	9,69,085.09	9,69,085.09	5,70,504.91
170	SM/BT/PR-25395-DR. MANDE	2,92,252.00	4,55,755.00	6,015.00	7,54,022.00	-	4,00,063.00	4,00,063.00	3,53,959.00
171	SM/BT/PR-3260/BRB/2012-17	1,75,338.00	7,10,724.00	9,162.00	8,95,224.00	-	6,192.00	6,192.00	8,89,032.00
172	SM/BT/PR-7265-DIRECTOR,NCCS	2,57,314.00	-	7,300.00	2,64,614.00	-	-	-	2,64,614.00



SCHEDULE-3 EARMARKED/ENDOWMENT FUND

(Amount-Rs.)

No.	Name of the Project & P.I.	Opening	Additions	Interest &	Total	Utilization/Expenditure			Closing
		Balance	Grant. Recd.	Other Receipts		Capital	Revenue	Total	Balance
173	SM/DST/INDO-RUSSIA/23.04.14-22.04.16-Dr. Mande	(1,07,683.00)	-	-	(1,07,683.00)	-	-	-	(1,07,683.00)
174	SM/DST/INT/RFBR/P-89-DR. MANDE	(2,38,142.00)	-	-	(2,38,142.00)	-	-	-	(2,38,142.00)
175	SM/DST/SPAIN/P-26/23.7.12-22.7.15-DR. MANDE	(4,30,348.00)	-	-	(4,30,348.00)	-	-	-	(4,30,348.00)
176	SR/BT/PR-10536-DR. SRIKANTH	(28,775.00)	-	-	(28,775.00)	-	-	-	(28,775.00)
177	SR/BT/PR-10855-DR. SRIKANTH	6,89,652.00	22,47,000.00	11,393.00	29,48,045.00	-	8,46,607.00	8,46,607.00	21,01,438.00
178	SR/BT/PR-4152/BRB/2013-DR.SRAPOLE	(44,269.00)	-	-	(44,269.00)	-	-	-	(44,269.00)
179	SR/DST/IMRCD/INNO-INDIGO-DR. SRIKANTH	(2,25,736.00)	-	-	(2,25,736.00)	-	-	-	(2,25,736.00)
180	SS/BT/PR-10286-DR. S SINGH	(47,218.00)	-	-	(47,218.00)	-	-	-	(47,218.00)
181	SS/BT/PR-16065-DR. S SINGH	(3,30,947.00)	-	-	(3,30,947.00)	-	19,920.00	19,920.00	(3,50,867.00)
182	SS/NATL. CONF. ON EMERGING TRENDS-REGN. FEES	1,27,203.00	-	-	1,27,203.00	-	-	-	1,27,203.00
183	SS/NATIONAL CONF. ON EMERGING TRENDS IN DMS-DBT	(25.00)	-	-	(25.00)	-	-	-	(25.00)
184	SS/NATIONAL CONF. ON EMERGING TRENDS IN D.M.S.-NASI	(694.00)	-	-	(694.00)	-	-	-	(694.00)
185	SS/BT/LS-400-DR. SINGH	(1,303.00)	-	-	(1,303.00)	-	-	-	(1,303.00)
186	STRUCTURAL BASED DRUG DESIGNING (SBDD)	(1,57,063.00)	-	-	(1,57,063.00)	-	-	-	(1,57,063.00)
187	TL/SERB/SRG/2019/001818-DR. TUSHAR LODHA	4,72,705.00	5,50,000.00	12,836.00	10,35,541.00	-	7,69,682.64	7,69,682.64	2,65,858.36
188	TRAVEL GRANT - CD318	45,887.00	-	-	45,887.00	-	-	-	45,887.00
189	UGC FELLOWSHIP	(93,19,749.50)	-	-	(93,19,749.50)	-	(11,41,593.00)	(11,41,593.00)	(81,78,156.50)
190	VK/BT/PR-14036-DR. KALE	(2,01,332.00)	-	-	(2,01,332.00)	-	-	-	(2,01,332.00)
191	VK/BT/PR-4227-DR.KALE	(37,115.00)	-	-	(37,115.00)	-	-	-	(37,115.00)
192	VK/DAE/PR-37B/BRNS-DR.KALE	(2,47,647.00)	-	-	(2,47,647.00)	-	-	-	(2,47,647.00)
193	VS/BT/PR-14109-DR.SESHADRI	(1,36,955.00)	-	-	(1,36,955.00)	-	-	-	(1,36,955.00)
194	VS/BT/PR-25858-DR. TRIPATHY	(49,946.00)	10,83,662.00	15,417.00	10,49,133.00	-	6,05,390.12	6,05,390.12	4,43,742.88
195	VS/SERB/2014/001093-DR. SESHADRI	19,925.00	-	566.00	20,491.00	-	-	-	20,491.00
196	VT/BT/PR-31772-DR. TRIPATHY	-	13,05,640.00	4,265.00	13,09,905.00	-	8,50,487.93	8,50,487.93	4,59,417.07
197	VT/RLF-DR. VIDISHA TRIPATHI	(59,543.00)	-	-	(59,543.00)	-	-	-	(59,543.00)
198	VT/SERB/004159-DR. TRIPATHI	15,71,244.00	2,00,000.00	55,378.00	18,26,622.00	-	14,94,632.93	14,94,632.93	3,31,989.07
199	VT/SERB/000242-DR. TRIPATHI	(22,336.00)	-	-	(22,336.00)	-	-	-	(22,336.00)
200	YS/BHORUKA CHARITABLE TRUST-DR. SHOUCHE	51,619.00	-	-	51,619.00	-	-	-	51,619.00
201	YS/BIRAC-DR. SHOUCHE	5,57,030.00	11,60,000.00	16,490.00	17,33,520.00	-	17,74,115.00	17,74,115.00	(40,595.00)
202	YS/INSACOG - DR. SHOUCHE	-	61,44,640.00	-	61,44,640.00	-	-	-	61,44,640.00
203	YS/BT/PR-1489-DR. SHOUCHE	(3,98,473.00)	-	-	(3,98,473.00)	-	-	-	(3,98,473.00)
204	YS/BT/PR-14956-DR. SHOUCHE	(1,40,225.00)	-	-	(1,40,225.00)	-	-	-	(1,40,225.00)
205	YS/BT/PR-20390-DR. SHOUCHE	(2,86,512.00)	-	-	(2,86,512.00)	-	61,967.00	61,967.00	(3,48,479.00)
206	YS/BT/PR-31340-DR. SHOUCHE	20,85,612.00	-	50,300.00	21,35,912.00	4,72,314.00	10,88,432.48	15,60,746.48	5,75,165.52
207	YS/BT/PR-3461-DR.SHOUCHE	(1,68,241.00)	-	-	(1,68,241.00)	-	-	-	(1,68,241.00)



SCHEDULE-3 EARMARKED/ENDOWMENT FUND

(Amount-Rs.)

No.	Name of the Project & P.I.	Opening	Additions	Interest &	Total	Utilization/Expenditure			Closing
		Balance	Grant. Recd.	Other Receipts		Capital	Revenue	Total	Balance
208	YS/DNB-DR. SHOUCHE	(1,27,174.00)	-	-	(1,27,174.00)	-	-	-	(1,27,174.00)
209	YS/ES/PO/SEISMO/1(361)/2019	15,71,280.00	-	38,638.00	16,09,918.00	-	8,73,669.00	8,73,669.00	7,36,249.00
210	YS/MCC-DR. SHOUCHE	(5,02,86,201.44)	-	-	(5,02,86,201.44)	-	-	-	(5,02,86,201.44)
211	YS/MS/RGSTC/FILE 2007-DR.SHOUCHE	(2,30,135.00)	2,30,135.00	-	-	-	-	-	-
212	YS/NCMR-DR. SHOUCHE	4,86,74,792.65	3,44,90,013.00	44,81,946.00	8,76,46,751.65	1,29,56,220.22	8,50,34,216.03	9,79,90,436.25	(1,03,43,684.60)
213	YS/TATA STEEL/PHASE-I-DR. SHOUCHE	(1,19,450.00)	-	-	(1,19,450.00)	-	-	-	(1,19,450.00)
214	YS/TATA STEEL/PHASE-II-DR. SHOUCHE	11,54,704.00	8,54,582.00	-	20,09,286.00	-	12,60,034.38	12,60,034.38	7,49,251.62
215	YS/UNILEVER-DR. SHOUCHE	64,782.00	-	-	64,782.00	-	-	-	64,782.00
216	ZK/WELLCOME-DR. ZAHID KAMAL	31,42,421.00	6,76,211.00	77,783.00	38,96,415.00	-	22,28,916.80	22,28,916.80	16,67,498.20
217	DBT/CTEP/01/2014-15 WORKSHOP	1,68,591.00	-	-	1,68,591.00	-	1,68,591.00	1,68,591.00	-
218	DBT/CTEP/02/20190950654-POULOMI BANERJEE	-	85,818.00	-	85,818.00	-	85,818.00	85,818.00	-
219	DBT/CTEP/02/20191150875-SHEHNAZ BANO	-	1,52,907.00	-	1,52,907.00	-	1,52,907.00	1,52,907.00	-
220	ITS/2018/2706-DR. AVINASH SHARMA	1,83,624.00	-	-	1,83,624.00	-	-	-	1,83,624.00
221	ITS/2018/003276-DR. PRAVEEN RAHI	71,002.00	-	-	71,002.00	-	-	-	71,002.00
222	MASSTRICH UNIV. PROJECT	(3,50,730.00)	-	-	(3,50,730.00)	-	-	-	(3,50,730.00)
223	SHYAMANAND CSIR TA/DA	44,394.00	-	-	44,394.00	-	44,394.00	44,394.00	-
224	SPONSORSHIP FEE-SIGNALS FROM GUT SYMPOSIUM -ARUN K	1,40,000.00	-	-	1,40,000.00	-	-	-	1,40,000.00
225	SVETNER INNOVATIONS P LTD. - DR. SHOUCHE	23,600.00	-	-	23,600.00	-	-	-	23,600.00
226	TA/DA-CTEP CLAIM-MR. ROHAN KULKARNI,EX SRF. CSIR	(45,887.00)	-	-	(45,887.00)	-	-	-	(45,887.00)
227	TA/DA-DBT FUND SANGEETA NIRANJANE	-	1,16,083.00	-	1,16,083.00	-	1,16,083.00	1,16,083.00	-
228	TA/DA-DST/JANGID/SCOTLAND	90,400.00	-	-	90,400.00	-	90,400.00	90,400.00	-
229	TRAVEL GRANT / CSIR - B V RAMRAJU AMBATI	-	1,64,250.00	-	1,64,250.00	-	1,64,250.00	1,64,250.00	-
	Total	31,48,58,177.26	37,56,49,221.08	1,51,95,367.00	70,57,02,765.34	4,67,33,229.41	22,39,76,652.48	27,07,09,881.89	43,49,92,883.45

No.	Name of the Project & P.I.	Opening	Addition	Interest	Total	Deletion	Total	Closing
		Balance	Unidentified during the year	identified and trf to project		Balance		
1	SUSPENSE A/C	23,36,423.51	12,51,741.11	1,38,877.00	37,27,041.62	-	44,974.19	36,82,067.43
	Grand Total	31,71,94,600.77	37,69,00,962.19	1,53,34,244.00	70,94,29,806.96	4,67,33,229.41	22,40,21,626.67	43,86,74,950.88



NATIONAL CENTRE FOR CELL SCIENCE, PUNE - 411 007.

SCHEDULES FORMING PART OF BALANCE SHEET AS ON 31.03.2021

SCHEDULE 4 - CURRENT-LIABILITIES

Particulars	Amount (Rs.)	
	2020-21	2019-20
Canteen Deposit	10,000.00	10,000.00
Earnest Money Deposit	13,21,998.00	22,14,248.00
Gardening Contract Deposit	30,000.00	30,000.00
Laundry Deposit	500.00	500.00
Security Deposit	31,92,756.00	32,17,692.00
Security Deposit/ Caution Money	34,91,000.00	34,79,524.00
Tele. Deposit	3,164.00	3,164.00
* M/s Shalaka Infra-Tech(I) Pvt. Ltd.	15,55,516.00	15,55,516.00
GST Payable	6,37,128.00	1,90,256.00
Tax Deducted at Source payable	7,57,686.00	5,66,407.00
Sundry Creditor	3,82,626.00	5,53,810.00
#Interest Earned Payable to DBT	83,95,549.20	71,57,597.58
IISER, Pune	-	2,55,00,000.00
Advance from Customers	34,16,988.24	20,82,053.20
EPF Payable	9,40,888.00	9,96,008.00
NPS Payable	4,51,504.00	4,37,490.00
NPS Payable-Mr. Mahadeo	-	12,000.00
Salary GSLI Payable (Mr. Mahadeo)	1,440.00	660.00
Salary Profession Tax Payable	52,100.00	52,000.00
Performance Gurantee Deposit (PBG)	10,33,430.00	9,93,288.00
Centre Reserve Funds	10,000.00	10,000.00
Conti.-Welfare Fund (Project)	7,95,575.00	7,95,575.00
Salary welfare payable	(1,225.00)	43,200.00
Payable to Staff Welfare trf.A/c 5% User Charges	2,36,650.00	-
Salary- Employee Welfare Deduction	2,22,775.00	-
Provision for Gratuity & Leave Encashment	7,99,49,528.00	7,26,67,587.00
Provision for Electricity & Power	33,67,540.00	32,45,290.00
Provision for Works on Contract	35,71,618.00	38,39,187.00
Provision for Charity Commissioner	25,15,157.00	23,66,064.00
Provision of Auditors Fee	2,12,400.00	33,630.00
Dr. Mitra-Leave Salary Payable	-	3,18,490.00
Salary payable	-	16,259.00
Payable from Extra Mural projects	-	11,35,228.00
Grand Total	11,65,54,291.44	13,35,22,723.78

Note

*Amount hold against M/s Shalaka Infra-Tech(I) Pvt. Ltd. due to non-completion of work within contract period.

As per guideline of Department of Biotechnology, Government of India, Interest earned for F.Y. 2020-21 of Rs. 83,95,549.00 refunded to Department of Biotechnology through Bharatkosh vide Challan No. 25924217052100001056 dated 17.05.2021



NATIONAL CENTRE FOR CELL SCIENCE, PUNE - 411 007.

SCHEDULES FORMING PART OF BALANCE SHEET AS ON 31.03.2021

SCHEDULE 5 - FIXED ASSETS

(Amount-Rs.)

DESCRIPTION	Rate	GROSS BLOCK				DEPRECIATION / AMORTIZATION				NET BLOCK	
		As at begining of the year	Additions during the year	Deduction during the year	Cost valuation at the year-end	As at the beginning of the year	Additions during the year	Deduction during the year	Total up to the Year-end	As at the Current year-end	As at the Previous year-end
A. FIXED ASSETS:											
1. Lease Hold Land Baner											
a> Lease Hold Land - Baner		1,54,41,563.00	-	-	1,54,41,563.00	15,44,156.31	5,14,719.00	-	20,58,875.00	1,33,82,688.00	1,38,97,406.69
b> Lease Hold Land - Baner - Compound Wall		17,48,412.00	-	-	17,48,412.00	-	62,443.00	-	62,443.00	16,85,969.00	17,48,412.00
2. BUILDINGS:	4.87%										
a> Jopasana		60,26,554.30	-	-	60,26,554.30	36,35,402.42	1,16,449.00	-	37,51,851.00	22,74,703.00	23,91,151.88
b> Jidnyasa		69,14,265.25	-	-	69,14,265.25	41,29,871.62	1,35,600.00	-	42,65,472.00	26,48,793.00	27,84,393.63
c> University Campus		49,45,53,768.46	1,92,21,904.00	-	51,37,75,672.46	16,13,24,485.62	1,67,34,003.00	-	17,80,58,489.00	33,57,17,183.00	33,32,29,282.84
3.Furniture & Fixtures	25.89%	7,35,92,651.73	6,68,566.00	-	7,42,61,217.73	5,64,52,486.66	45,26,533.00	-	6,09,79,020.00	1,32,82,198.00	1,71,40,165.07
4.Library Books	18.10%	10,09,46,655.47	16,93,411.78	-	10,26,40,067.25	8,08,47,918.70	38,34,305.00	-	8,46,82,224.00	1,79,57,843.00	2,00,98,736.77
5.Equipment											
a> Institute *	18.10%	1,58,52,58,445.65	9,65,65,878.61	2,55,00,000.00	1,65,63,24,324.26	1,13,06,94,618.84	9,68,49,531.00	(46,15,500.00)	1,22,29,28,650.00	43,33,95,674.00	45,45,63,826.81
b> Fetal Liver project #		2,00,000.00	-	-	2,00,000.00	1,89,484.34	10,515.00	-	1,99,999.00	1.00	10,515.66
6.Vehicles #		13,11,895.00	-	-	13,11,895.00	13,08,025.79	3,868.00	-	13,11,894.00	1.00	3,869.21
Total A		2,28,59,94,210.86	11,81,49,760.39	2,55,00,000.00	2,37,86,43,971.25	1,44,01,26,450.30	12,27,87,966.00	(46,15,500.00)	1,55,82,98,917.00	82,03,45,053.00	84,58,67,760.56
Capital WIP											
A) Advance CPWD		10,99,108.00	63,75,926.00	-	74,75,034.00	-	-	-	-	74,75,034.00	10,99,108.00
B) Advance (Air Conditioner)		-	36,55,950.00	-	36,55,950.00	-	-	-	-	36,55,950.00	-
Total B		10,99,108.00	1,00,31,876.00	-	1,11,30,984.00	-	-	-	-	1,11,30,984.00	10,99,108.00
Total (A+B)		2,28,70,93,318.86	12,81,81,636.39	2,55,00,000.00	2,38,97,74,955.25	1,44,01,26,450.30	12,27,87,966.00	(46,15,500.00)	1,55,82,98,917.00	83,14,76,037.00	84,69,66,868.56

Note: The aforesaid expenditure is incurred out of Govt. Grants, disposal of which is subject to conditions attached to these Grants.

* Amount received towards Equipment of 'Brucker Micro-CT High Resolution In-vivo Micro-CT system from 'IISER, Pune' under Project entitled "National Facility for Laboratory Model Organisms" (a collaborative initiative between DBT-IISER-NCCS-UAB) Project, hence Asset of Rs.2,55,00,000.00 is reduced.

As the useful lives of Vehicle and Fetal Liver are expired, both are recorded at nominal value of Rs.1.00.



NATIONAL CENTRE FOR CELL SCIENCE, PUNE - 411 007.

SCHEDULES FORMING PART OF BALANCE SHEET AS ON 31.03.2021

SCHEDULE 6 - CURRENT ASSET LOAN AND ADVANCES

Amount (Rs.)

Particulars	2020-21	2019-20
CURRENT ASSET		
Cash-in-hand	50,000.00	1,28,742.00
SAVING ACCOUNTS		
Axis Bank	-	2,26,883.00
Bank of India - 4911	20,15,31,265.34	24,10,28,375.26
Bank of India - 4912	35,39,26,999.47	34,64,83,323.31
State Bank Of India	29,15,760.17	97,56,702.73
Bank of India-SERB 8403	2,10,07,185.44	1,21,27,732.50
Bank of India - 8574	36,76,848.54	-
Bank of India - 8783	10,46,48,387.00	-
Bank of India - NCCS Employee Welfare A/c 0538	2,22,775.00	-
TOTAL (A)	68,79,79,220.96	60,97,51,758.80
LOAN AND ADVANCES		
Advance-LTC	8,49,000.00	82,541.00
Advance - TA/DA	-	2,29,000.00
Advance - Contingency	1,94,676.00	91,200.00
Advance - Equipment	2,65,200.00	-
Staff Computer Advance	84,058.00	15,565.00
Staff Vehicle Advance	-	2,973.00
Deposit for Compressor for AC Plant	38,29,000.00	38,29,000.00
Deposit to DAE-University Campus	59,77,000.00	59,77,000.00
Equipment-Security Deposit	38,663.60	38,663.60
Gas Deposit	49,650.00	49,650.00
MSED Deposit	73,12,600.00	73,12,600.00
MSED Deposit (Kothrud)	2,82,200.00	2,82,200.00
Telephone Deposit	1,21,701.00	1,21,701.00
Prepaid Expenditure Postage	3,894.00	3,835.00
TDS Receivable FY 2016-17	-	8,65,968.00
TDS Receivable FY 2017-18	6,20,934.00	6,20,934.00
TDS Receivable FY 2018-19	8,08,568.00	8,08,568.00
TDS Receivable FY 2019-20	5,33,212.00	5,33,212.00
TDS & TCS Receivable FY 2020-21	1,41,569.64	-
Fellowship Receivable	1,20,880.00	3,80,720.00
TOTAL (B)	2,12,32,806.24	2,12,45,330.60
GRAND TOTAL	70,92,12,027.20	63,09,97,089.40



NATIONAL CENTRE FOR CELL SCIENCE, PUNE - 411 007.

SCHEDULES FORMING PART OF INCOME AND EXPENDITURE ACCOUNTS FOR THE YEAR ENDED 31.03.2021

SCHEDULE 7 - INCOME FROM SALES/SERVICE

Amount (Rs.)

Particulars	2020-21	2019-20
Cell Line Handling	44,61,773.00	73,94,580.00
Plasmon Resonance Interactive Analysis Facility	1,36,877.00	-
LC-MS/MS Proteome Analysis (Digested Samples)	60,000.00	-
FACS Analysis Charges	14,000.00	7,40,820.00
Bio Imaging Facility	12,000.00	6,000.00
Cell Line Authentication	3,000.00	1,26,000.00
Covid Testing Receipts	49,00,000.00	-
Donation-in-kind for Covid Testing	8,12,687.00	-
Cell Culture Workshop	-	67,800.00
GC MS Analysis	-	1,62,000.00
Proteomene Analysis of chronomus samples	-	40,000.00
Grand Total	1,04,00,337.00	85,37,200.00



NATIONAL CENTRE FOR CELL SCIENCE, PUNE - 411 007.

SCHEDULES FORMING PART OF INCOME AND EXPENDITURE ACCOUNTS FOR THE YEAR ENDED 31.03.2021

SCHEDULE 8 - GRANTS/SUBSIDIES

Amount (Rs.)

Particulars	2020-21	2019-20
GRANTS/SUBSIDIES	40,10,00,000.00	45,00,00,000.00
Grand Total	40,10,00,000.00	45,00,00,000.00



NATIONAL CENTRE FOR CELL SCIENCE, PUNE - 411 007.

SCHEDULES FORMING PART OF INCOME AND EXPENDITURE ACCOUNTS FOR THE YEAR ENDED 31.03.2021

SCHEDULE 9 - FEES/SUBSCRIPTIONS

Amount (Rs.)

Particulars	2020-21	2019-20
Tender Fees	-	18,220.00
Grand Total	-	18,220.00



NATIONAL CENTRE FOR CELL SCIENCE, PUNE - 411 007.
SCHEDULES FORMING PART OF INCOME AND EXPENDITURE ACCOUNTS FOR THE YEAR ENDED 31.03.2021
SCHEDULE 10 - INTEREST EARNED

Particulars	Amount (Rs.)	
	2020-21	2019-20
Interest On Staff Computer Adv.	44,670.00	28,088.00
Interest On Staff HBA	23,472.00	2,01,123.00
Interest On Staff Vehicle	2,175.00	4,142.00
Grand Total	70,317.00	2,33,353.00



NATIONAL CENTRE FOR CELL SCIENCE, PUNE - 411 007.
SCHEDULES FORMING PART OF INCOME AND EXPENDITURE ACCOUNTS FOR THE YEAR ENDED 31.03.2021
SCHEDULE 11 - OTHER INCOME

Particulars	Amount (Rs.)	
	2020-21	2019-20
Ph.D Fees	13,53,900.00	11,95,800.00
Application Fee	2,03,418.40	46,084.00
Hostel Charges	2,50,765.00	2,85,905.00
Conti (Mis Income)	1,112.31	20,410.00
Sundry balances writeback	2,52,705.00	-
License Fee	2,36,195.00	2,11,400.00
Usage of Premises for ATM	1,03,308.00	14,386.00
Transit House Charges	65,735.00	60,000.00
Guest House	45,336.00	3,32,961.00
Interest on Income Tax Refund for A.Y.2017-18	1,70,341.00	-
Interest earned on Covid Testing Receipts A/C No.8574	65,957.00	-
Sale of Scrap	18,228.00	27,783.00
Auditorium Charges	-	16,000.00
Income from Road Show	-	1,05,000.00
Grand Total	27,67,000.71	23,15,729.00



NATIONAL CENTRE FOR CELL SCIENCE, PUNE - 411 007.
SCHEDULES FORMING PART OF INCOME AND EXPENDITURE ACCOUNTS FOR THE YEAR ENDED 31.03.2021
SCHEDULE 12 - ESTABLISHMENT EXPENSES

Amount (Rs.)

Particulars	2020-21	2019-20
Salaries	21,74,45,702.00	21,88,99,539.00
Contribution to Provident Fund	1,15,78,530.00	1,18,93,886.00
Contribution to NPS	53,12,918.00	58,72,273.00
Grand Total	23,43,37,150.00	23,66,65,698.00



NATIONAL CENTRE FOR CELL SCIENCE, PUNE - 411 007.
SCHEDULES FORMING PART OF INCOME AND EXPENDITURE ACCOUNTS FOR THE YEAR ENDED 31.03.2021
SCHEDULE 13 - OTHER ADMINISTRATIVE EXPENSES

Amount (Rs.)

Particulars	2020-21	2019-20
Consumables	4,56,68,710.06	6,12,16,594.68
Contingencies (as per attached details)	2,26,51,705.05	2,93,92,203.60
Work On Contract	3,99,88,012.00	4,58,01,917.00
Electricity and Power	3,69,97,489.00	4,02,01,589.20
Rent Rates and Taxes	2,54,50,457.00	3,54,85,512.00
PMC Water Charges	22,32,518.00	27,65,795.00
User Charges @5% trf to Staff Welfare A/c	2,36,650.00	-
TA-DA	2,08,100.00	48,69,867.00
Bank Charges	74,609.13	24,725.23
Eligibility Fees	7,600.00	7,600.00
Grand Total	17,35,15,850.24	21,97,65,803.71



NATIONAL CENTRE FOR CELL SCIENCE, PUNE - 411 007.
SCHEDULES FORMING PART OF INCOME AND EXPENDITURE ACCOUNT FOR THE YEAR ENDED 31.03.2021
CONTINGENCIES BIFURCATION

Particulars	Amount (Rs.)
	2020-21
Conti-Local Conveyance	15,14,149.00
Conti-Advertisement and Publicity	7,22,742.00
Conti-Vehicle Petrol Exps	84,488.00
Conti-Academic Recognition Fee	10,00,000.00
Conti-Auditors Remunerations	2,12,400.00
Conti-Fees Registration& Membership Charges	7,063.00
Conti-Honorarium	7,97,208.64
Conti-Hospitality Expenses	2,05,675.00
Conti-Vehicle Insurance	33,292.00
Conti-Laundry Exps	92,140.00
Conti-Meeting Exp.	3,925.00
Conti-Membership Fees and Subscriptions	1,80,207.00
Conti-Misc. Purchase	26,28,335.00
Conti-MIS EXP	2,21,299.26
Conti-Postage and Telephone	19,50,276.00
Conti-Printing and Stationery	16,11,048.75
Conti-Professional & Legal Charges	16,61,072.40
Conti-Repairs and Maintenance	30,03,195.00
Conti-Repairs and Maintenance- Contract	47,30,638.00
Conti-Seminar / Symposia	4,08,214.00
Covid-19 (Contingencies)	4,09,667.00
Intramural Manpower Expenses	11,67,000.00
Covid Testing Expenditure	7,670.00
Grand Total	2,26,51,705.05



SCH. "14" : SIGNIFICANT ACCOUNTING POLICIES AND NOTES ON ACCOUNTS FOR THE YEAR 2020-2021

The Accounts are generally prepared as per the common format of accounts for all Autonomus Institute as per letter No. BT/MED/NCCS/ADMN/2002 dtd.June 10,2002 of Department of Biotechnology, New Delhi and comptroller & Auditor General of India letter No. OA-VII(MISC/CORRES/2002-03/1165)dtd.16 October 2002.

A. SIGNIFICANT ACCOUNTING POLICIES

1) ACCOUNTING CONVENTION :

The financial statements are prepared on the basis of historical cost convention, unless otherwise states and on the accrual method of accounting.

2) INVENTORY VALUATION :

Inventory is valued at cost or realizable value whichever is less. At the year end value of inventory is NIL.

3) REVENUE RECOGNITION

All Revenue items are accounted for on accrual basis except Guest House/ Hostel fees & bank account interest, accounted for on Receipt basis.

4) FIXED ASSETS :

Fixed assets are stated at cost of acquisition inclusive of inward freight, duties and taxes and incidental and direct expenses related to acquisition.

5) DEPRECIATION /AMORTIZATION:

i)The effective rate of Depreciation on the basis of Useful Life of Assets prescribed against each category of asset as mentioned in Part-C, Schedule-II of Companies Act 2013. The rate of depreciation under WDV method is arrived at on the basis of formula given in the "Guidance Note on Accounting for Depreciation in Companies in the context of Schedule II to Companies Act 2013" by ICAI.

The above Rates are considered for calculation with effective from F.Y.2015-16.

Sr.No.	Group of Asset	Part 'C' 'Schedule II- Ref.No.	Rate of Depreciation
1	Building	I (a)	4.87%
2	Furniture	V (a)	25.89%
3	Library Books	IV (a) (i)	18.10%
4	Equipment	IV (a) (i)	18.10%
5	Vehicle	VI (b)	39.30%

Note: In the earlier year there was a typographical error as, rates of Companies Act 1956 instead of Companies Act 2013. Although the rates applicable are as montioned above.

ii) Assets costing Rs. 5000/- or less each are fully provided.

iii) Lease hold Premises are amortized over the period of lease. The annual amortization expense for a leasehold land is the cost of the leasehold land divided by the lease term, assuming straight-line amortization.

6) GOVERNMENT GRANTS/SUBSIDIES :

i) Where the Government Grants are in the nature of capital contribution, i.e., they are given with reference to the total or part investment or by way of contribution towards its total or part capital outlay, are recognized as "Contribution towards Capital Fund" under head "Corpus/Capital Fund".

ii) Grant received towards recurring expenditure are treated as income under income & expenditure account.

iii) Grants received from sponsoring agencies for sepcific Projects are recognized as "Earmarked Funds"

iv) Government grants/ subsidy's are accounted on realization basis.



7) FOREIGN CURRENCY TRANSACTION:

Transactions denominated in foreign currency are accounted at the exchange rate prevailing at the date of the transaction.

8) RETIREMENT BENEFITS :

- i) Provision for Liability towards gratuity payable on death/retirement of employees is made on the basis of estimated liability (as per Central Government Rules) to the extent of employees retiring in next five years.
- ii) Provision for accumulated leave encashment benefit to the employees is accrued and computed on the assumption that employees are entitled to receive the benefit as at the end of current financial year.

9) CURRENT ASSETS, LOANS & ADVANCES.

It is explained to us that, the value of all current assets, advances and deposits, outstanding income and other realisable assets, if any, are not less than their realisable value in the ordinary course.

10) EARMARKED/ENDOWMENT FUNDS :


- i) As explained to us, Grants/Funds received from Sponsoring agencies for specific Projects are recognised as " Earmarked Funds". These Grants/Funds are credited to respective Project Funds as per the norms associated with these Projects.
- ii) The amounts represent at the year end of Rs. 54,82,68,707.35/- are Unspent / and Rs. (11,32,75,823.90/-) (Overspent) grants and receivables in respect to Projects are subject to confirmation from the granting authorities, reconciliation and consequential adjustments, if any.
- iii) The Suspense account having balance amount of Rs. 36,82,067.43/- represents the funds are received directly from these Sponsoring Agencies without any prior mapping towards the projects, the same will be accounted for to the concern project after getting the payment advice from the sponsoring agency.
- iv) Since F.Y. 2002-2003 the aggregate accumulated cost upto F.Y. 2020-2021 of Rs. 57,08,49,262.27/- for acquiring fixed assets in respect of respective Project.

Date: 27.08.2021

Place: Pune



FOR BHIDE & SHAH
CHARTERED ACCOUNTANTS
FIRM REG. NO. 119383W


OFFICER 'C' ACCOUNTS
NCCS



वैभव अ. अरगडे
Vaibhav A. Argade
अधिकारी 'ग' (लेखा)
Officer 'C' (Accounts)
रा.को.वि.के./NCCS Pune-411007


DIRECTOR
NCCS

मनोज कुमार भट, पीएच डी
निदेशक, एनसीसीएस, पुणे
Manoj Kumar Bhat, PhD
Director, NCCS, Pune


(SAMIR V.BHIDE)
PARTNER
M.NO.46274

SCH. "15" : CONTINGENT LIABILITIES AND NOTES ON ACCOUNTS FOR THE YEAR 2020-2021

- 1) Taxation:- Inview of there being no taxable income under Income Tax Act 1961, No provision for Income Tax has been considered necessary.

Assessment Year	Status of assessment (Pending / completed/ appeal filed)	Demand outstanding (in Rs. if any)	Remark
2016-17	Assessment Complete u/s 143(3). We have filed an appeal with CIT (A) Form 35 dt. 14.01.2019	10,43,59,421	ITAT Order awaited & follow up with IT authorities is in progress.
2018-19	Refund kept on hold by department considering the praposed adjustments as mentioned in the Intimation u/s 245	Nil	Follow up with IT authorities is in progress.
2019-20	TDS credit was not allowed in the 143(1) intimation received and refund not allowed.	Nil	Follow up with IT authorities is in progress.

- 2) It is explained by the management it has maintained fixed assets register and has also conducted physical verification of fixed assets during the financial year 2020-21. We verified the fixed assets register as well as fixed assets on random basis.
- 3) As informed to us, the land on which the NCCS complex is situated is owned by the State Government of Maharashtra. Agreement for the ground rent/ lease rent payable, if any, for the use of land is not entered into and no provision in respect of the same has been made.
- 4) Interest Earned on Grants Received from DBT :
a) The amount represent Interest Earned on Grant received, refunded to DBT, New Delhi as per their instructions.
b) Interest earned on Grants received towards Earmarked funds has also been credited to their respective project fund account.
- 5) Amounts of earlier year are regrouped to make them comparable with the current year wherever necessary.

Date: 27.08.2021

Place: Pune




FOR BHIDE & SHAH
CHARTERED ACCOUNTANTS
FIRM REG. NO. 119383W


OFFICER 'C' ACCOUNTS
NCCS

वैभव अ. अरगडे
Vaibhav A. Argade
अधिकारी 'ग' (लेखा)
Officer 'C' (Accounts)
सा.को.वि.के./NCCS Pune-411007




DIRECTOR
NCCS

मनोज कुमार भट, पीएच डी
निदेशक, एनसीसीएस, पुणे
Manoj Kumar Bhat, PhD
Director, NCCS, Pune


(SAMIR V. BHIDE)
PARTNER
M.NO.46274